



Primary & Secondary
**TRANSPORTABLE
SHREDDERS**



ABOUT SHRED-TECH & PRONAR

Shred-Tech, headquartered in Cambridge, Ontario, announces their Exclusive North American strategic dealer agreement with Pronar®, a recycling machinery manufacturer based out of Narew, Poland. Shred-Tech sought to find the most impressive, most reliable primary shredders on the market with unsurpassed service and value, and is now the exclusive distributor for Pronar's single and double shaft slow speed primary shredders.

Pronar has grown exponentially and consistently over the last 30 years, from a difficult economic downturn in the 80s to a leader in recycling, agricultural and municipal machinery manufacturing on a global scale. Pronar actively invests in dynamic development of their recycling product lines. This has allowed them to expand their product portfolio with new models and offer innovative solutions to existing designs to ensure the highest value per dollar.



capable of
100+
tons per hour



PRONAR SLOW-SPEED SHREDDERS

MRW 1.300 | MRW 2.85 | MRW 2.1010



Out-feed Belt

- 1400 mm wide out-feed belt with discharge height adjustable to 5040mm


Overband Magnet


- Hydraulically height adjustable
- Extra strong magnet



Shredding Shafts


- Aggressive in-feed
- No material wrapping
- 4 adjustable shredding settings





Tilting Hopper

- For the direct in-feed of extra long materials to the shafts



Engine

- Caterpillar or Volvo Diesel Engines
- Low fuel consumption
- Easy access for maintenance
- Improved noise protection

Remote Control

- Operating tracks and tilting hopper



Wood Waste | Pallets | Railway Ties | E-Waste | White Goods | Domestic, Industrial & Bulky Waste | Cable Reels
Tires | Paper Rolls | Green Waste | Mattresses | Roots | Aluminum Construction & Demolition Debris

SHREDDING AND VOLUME REDUCTION

The PRONAR single-shaft slow-speed shredder is designed for the initial shredding of all kinds of materials: waste wood, railway ties, cable reels, green waste, roots, all kinds of domestic, industrial or bulky waste, construction and demolition material, paper rolls, tires, mattresses, plastics, films etc.

ADVANTAGES

- Capable of achieving more than 100t/h
- Reduces waste volume by as much as 75%
- Easy service thanks to easy access engine area
- Optimized waste shredding even for difficult material through specially adapted shredding programs
- Different machine sizes according to requirements and requested capacity
- Minimized dust formation
- Final products from "fine" (approximately <50mm) to "coarse" (approximately <800mm) are possible, depending on the shaft and knife configuration selected.

OPTIONS

- Trailer mounted
- Hook lift with hydraulic landing gear
- Track mounted
- Cross belt magnet - high strength
- Water sprinkling system for dust control
- "Cleanfix" radiator for an optimized cleaning even under extreme conditions

STANDARD VERSION WITH

- Central lubrication
- Radio remote control
- Control system for use under extreme temperatures



THREE-AXLE CHASSIS**MRW 1.300**

Maximum total weight [lbs]	59525
Overall dimensions (length / width / height) [inches]	393 x 98 x 146

SHREDDING SYSTEM**MRW 1.300**

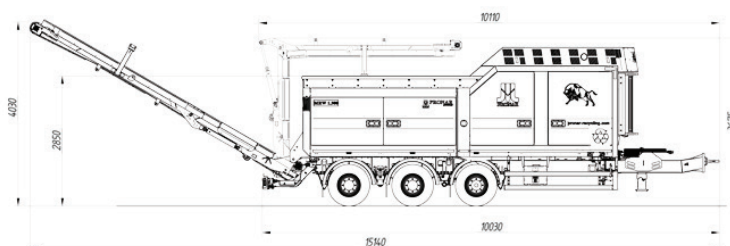

Number of shafts [Pcs.]	1
Dimension of working shafts (length / diameter) [inches]	118 / 38
Shaft speed [rpm]	27
Loading height [inches]	112
Working chamber dimension (length / width) [inches]	144 / 87
Shred Size (depends on material)	2" to 6"

DRIVE**MRW 1.300**

Diesel engine	Volvo Penta (Stage IV, Stage V, Tier 4 Final, 12,8 L, -MAX: 405 kW (550 HP) / 1900 rpm)
---------------	--

CAPACITIES / PRODUCT**MRW 1.300**

Waste Wood	up to 120 t/h
Green Waste	up to 75 t/h
Municipal Waste	up to 80 t/h
Bulky Waste	up to 400 cu yd/hr
Industrial Waste	up to 400 cu yd/hr



CHASSIS:**MRW 2.85**

Maximum total weight [lbs]	-59525
Dimension (length/width/height)[inches]	348x100x157
Max Speed [miles/h]	62
Brake system	Pneumatic w/ EBS
ABS configuration	4S/2M
Brake type	Drum
Additional Power supply to EBS system	+
Type of attachment mechanism	mechanical
Number of wheels	6
Tyre dimensions	435/50 R19.5 (160J)
Axle manufacturer	ATW/ADR
Number of axles	3
Max axle load [lbs]	19842
Front support legs [pcs]	1
Rear support legs [pcs]	2
Road light voltage [V]	24(12)
Type of road lights	LED
Drawbar eye diameter [inches]	2
Drawbar height from ground (adjustable)[inches]	37 (±4)
Mud flaps	+
Wheel chocks	+
Contour markings	+
Beacon light	+
Toolbox	+
Rear removable bar	+
Marking plates	+

TRACKED CHASSIS:**MRW 2.85g****MRW 2.1010**

Total weight [lbs]	58158	-88185
Dimension (length/width/height)[inches]	307/100/126	374/118/8
Number of speeds	2	2
Approach angle (front/rear)[°]	20/15	21/14

HOOGLIFT CHASSIS:**MRW 2.85h**

Total weight [lbs]	-47399
Dimension (length/width/height)[inches]	290/100/106
Number of wheels	2
Hooklift standard	DIN 30722-1



SHREDDING SYSTEM:	MRW 2.85	MRW 2.85g	MRW 2.85h	MRW 2.1010
Dimension of working shafts (length/diameter)[inches]	67 / 31	67 / 31	67 / 31	96 / 33
Max shaft speed [rpm]	37/42	37/42	37/42	34
Number of shafts [Pcs.]	2	2	2	2
Working chamber dimension (length/width)[inches]	68 / 92	68 / 92	68 / 92	96 / 113
Loading height [inches]	124	118	96	126
Hopper capacity [m³]	-3.0	-3.0	-3.0	-4.5
Transport belt width [inches]	1400	1400	1400	1400
Control voltage [V]	24	24	24	24
Central lubrication system	+	+	+	+
Belt speed regulation	+	+	+	+
Operation signal lights	+	+	+	+
Hydraulically lifted loading hopper	+	+	+	+
Loading hopper & shafts made of wear-resistant steel	+	+	+	+
Shred size (depending on material)	6" to >24"			6" to >24"

CAPACITIES/PRODUCT:	MRW 2.85	MRW 2.1010
Waste Wood	up to 35 t/h	up to 100 t/h
Green Waste	up to 40 t/h	up to 100 t/h
Municipal Solid Waste	up to 40 t/h	up to 80 t/h
Bulky Waste	up to 20 t/h	up to 50 t/h
Industrial Waste	up to 35 t/h	up to 60 t/h

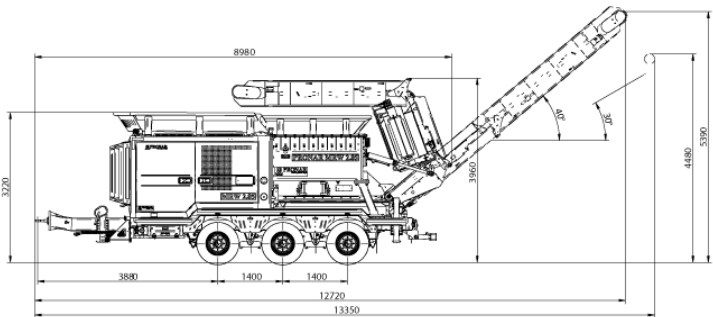
ADDITIONAL EQUIPMENT:	MRW 2.85	MRW 2.85g	MRW 2.85h	MRW 2.1010
Bar between shafts	+	+	+	+
Magnetic separator	+	+	+	+
Bail coupling	+	n.a.	+	n.a.
Drawbar eye: ø57 (Swedish standard)	+	n.a.	+	n.a.
Lighting of working areas	+	+	+	+
Road lighting adapter 15 pin - 2x7 pin (std 15 pin - 15 pin)	+	n.a.	n.a.	n.a.
Shafts according to customer requirements	+	+	+	+

DRIVE:	MRW 2.85	MRW 2.85g	MRW 2.85h	MRW 2.1010
Diesel engine	Caterpillar (EU Stage 4, 9.3 l – 298 kW (405 HP) / 2200 rpm)	Caterpillar (EU Stage 4, 9.3 l – 298 kW (405 HP) / 2200 rpm)	Caterpillar (EU Stage 4, 9.3 l – 298 kW (405 HP) / 2200 rpm)	Volvo Penta (EU Stage 2, 16.1 l – 565 kW (768 HP) / 1850 rpm)
	Volvo Penta (EU Stage 4, 13 l – 315 kW (428 HP) / 1900 rpm)	Volvo Penta (EU Stage 4, 13 l – 315 kW (428 HP) / 1900 rpm)	-	-
	Caterpillar (Stage IIIA 9.0 l – 280 kW (374 HP) / 2200 rpm)	Caterpillar (Stage IIIA 9.0 l – 280 kW (374 HP) / 2200 rpm)	-	-
	Caterpillar (EU Stage Tier 4 Final), 9.3B l – 310 kW (416 HP) / 2200 o6/rpm)	Caterpillar (EU Stage V, Tier 4 Final), 9.3B l – 310 kW (416 HP) / 2200 rpm	Caterpillar (EU Stage V, Tier 4 Final), 9.3B l – 310 kW (416 HP) / 2200 o6/rpm)	-
Electric engine (shafts + hydraulics)	-	-	250 kW (340 HP) + 22 kW (30 HP)	-
Fuel tank capacity [gal]	154	154	154	154
Cleanfix system for engine cooling system	+	+	+	+
Cleanfix system for hydraulic oil cooler	+	+	+	+
Lighting for engine area	+	+	+	+

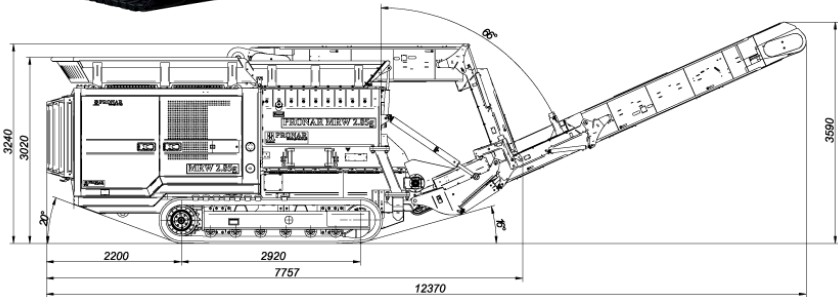
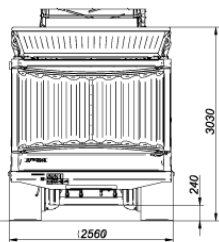
MOBILE SLOW-SPEED SHREDDERS

MRW 2.85 / 2.85g / 2.85h / 2.1010

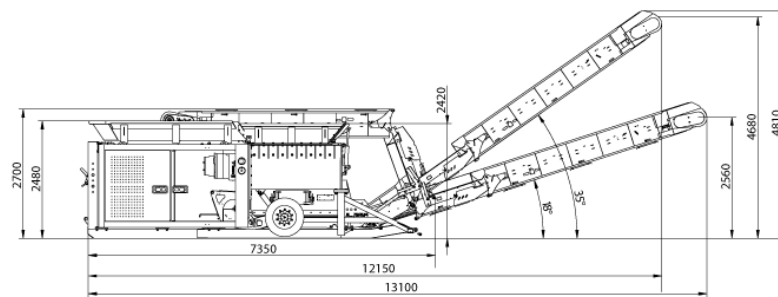
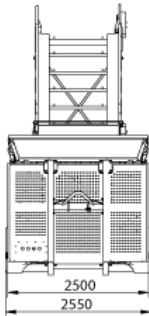
Mobile slow-speed shredder MRW 2.85



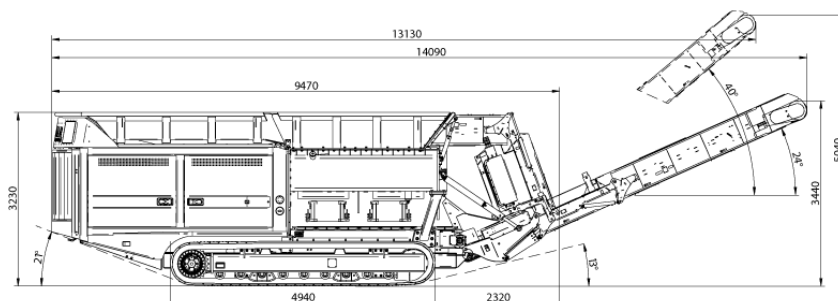
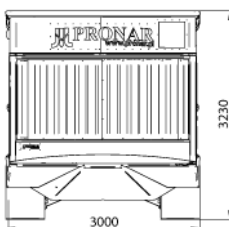
Mobile slow-speed shredder on tracked chassis MRW 2.85g



Mobile slow-speed shredder on hooklift chassis MRW 2.85h



Mobile slow-speed shredder on tracked chassis MRW 2.1010





COMPLETE INFORMATION DESTRUCTION AND RECYCLING SOLUTIONS

www.shred-tech.com | shred@shred-tech.com
tf. 1.800.465.3214 | t. 519.621.3560 | f. 519.621.4288
Service Hotline: 1.877.566.2345

All rights reserved. Shred-Tech and Shred-Tech logo are registered trademarks of Shred-Tech. Specs correct at press time, and may change without notice. 190605